

Home Essentials for
a beautiful everyday.



RR APPLIANCES

Comfort manifests in not just the big things, but in the small, everyday essentials that help life better. That's where appliances from the house of RR Electric come in. Choose from a wide range of air coolers, water heaters, room heaters & irons, each guaranteed for quality performance, tested by time.

Backed by efficient and earnest customer service, we constantly strive towards coming up with products that help make life comfortable.





CUISINER

CUISINER TANKLESS ELECTRIC WATER HEATER



Model	Cuisiner
Voltage	220~240V
Rated Power	7kw
Rated Current	29.5Amp
Rated Pressure	0.6MPa
Min. Activate Water Flow	1.5L/min
Safety class	IP25
Temp. setting arrange	30°C-55°C
Overheat Protection	65°C
Connecting wires section	6mm ²
Thermal cut-off	90°C

PRODUCTS DIMENSIONS

Model	Dimensions (mm)		
	L	W	H
Cuisiner	220	88	396

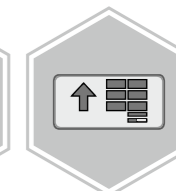
- High Strength Abs Splash Proof Casing.
- Cast Aluminum Heating Element.
- Compact Appearance & Continuous Supply Of Hot Water.
- Easy Installation, Rationale Structure, Easy Wire Connection.
- Easy Operation, Automatic Constant Temperature & Memory.
- Touch Screen, Led Digital Display Of Water Temperature.
- Overheat & dry-heating Protection.
- Built-in Pressure Relief Valve To Prevent Explosion.



Touch Screen
LED digital Display



Overheat
Protection



Trouble
code display



Thermal cutout



High-grade
Thermostat



RR APPLIANCES



CUISINER DLX

CUISINER DLX TANKLESS ELECTRIC WATER HEATER



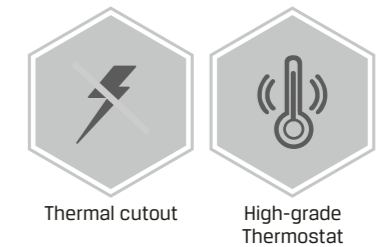
Model	Cuisiner DLX
Voltage	220~240V
Rated Power	18kw
Rated Current	30.4Amp
Rated Pressure	0.6MPa
Min. Activate Water Flow	1.5L/min
Safety class	IP25
Temp. setting arrange	30°C-55°C
Overheat Protection	65°C
Connecting wires section	6mm ²
Thermal cut-off	90°C

PRODUCTS DIMENSIONS

Model	Dimensions (mm)		
	L	W	H
Cuisiner DLX	211	72	338



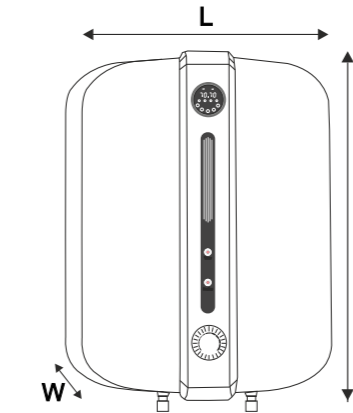
- High Strength Abs Splash Proof Casing.
- Cast Aluminum Heating Element.
- Compact Appearance & Continuous Supply Of Hot Water.
- Easy Installation, Rationale Structure, Easy Wire Connection.
- Easy Operation, Automatic Constant Temperature & Memory.
- Touch Screen, Led Digital Display Of Water Temperature.
- Overheat & dry-heating Protection.
- Built-in Pressure Relief Valve To Prevent Explosion.





FRISSION

FRISSION DIGITAL WATER HEATER



PRODUCTS DIMENSIONS

Capacity in Litres	Dimensions (mm)		
	L	W	H
10	315	335	458
15	365	370	490
25	390	425	615

Available in: 10, 15 & 25 ltrs



Digital Display



Adjustable Knob



Timer & Heating



Remote Control

Voltage	220V
Type	Storage
Frequency	50Hz
Wattage	2 Kilo Watts
Rated Pressure	8 Bar



BEE/RRE/0505/14



On electrical component



On heating element



For tank

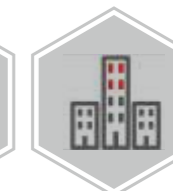
- Digital Display - For Visual Identification Of Temperature And Timer.
- Remote Control - Switch On/off Or Set Exact Temperature And Timer.
- Neon Led's Light Will Turn From Yellow To Green When Water Is Hot And Ready For Use.
- Wakeup Mode - Once The Timer Is Set The Water Heater Will Switch On Automatically.
- Temperature Control Knob For Manual Temperature Setting.
- Magnesium Anode Rod - With Steel Core To Protect Enameled Tank From Rust And Corrosion By Means Of Cathodic Protection.



Vitreous enameled glass line tank



Incoloy heating Element



8- Bar pressure



PUF Insulation



Multi Function Valve

RR APPLIANCES



SUPREMUS DLX VERTICAL MOUNTING



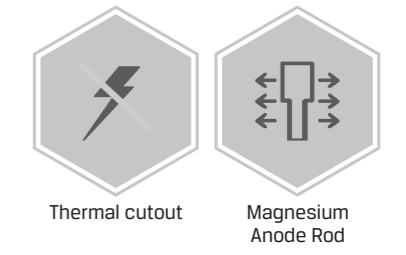
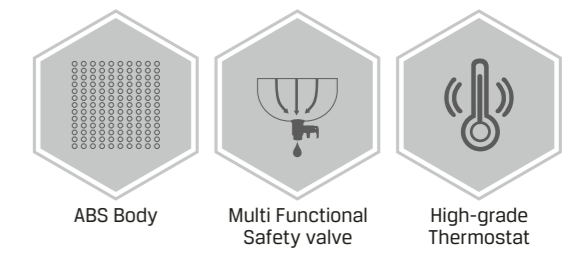
- External Variable Thermostat Provided To Save Energy
- Safety Feature -multi Functional Valve, Thermostat, Thermal Cutout
- Magnesium Anode Rod- To Prevent Corrosion On The Heating Element
- High Grade &high Gauge Stainless Steel Tank - Ss 304 L
- Abs Outer Body

PRODUCTS DIMENSIONS

Parameters	6 ltrs	10 ltrs	15 ltrs	25 ltrs
Total Height	415	450	475	530
Outer Diameter	260	290	350	415
Leg to Leg Distance	110	200	225	230
Wall Bracket Slot Distance	175	175	175	225

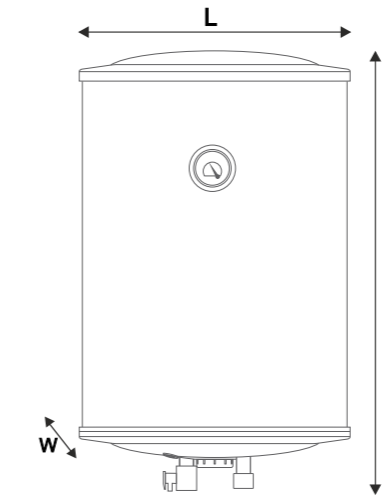
Available in: 6, 10, 15 & 25 ltrs
 Available Colours : White | Ivory

Voltage	220V
Type	Storage
Frequency	50Hz
Wattage	2 Kilo Watts
Rated Pressure	6.5 Bar





SUPREMUS AQUA GLS VERTICAL MOUNTING



- Outer Body - Abs
- Safety Feature- Multi Functional Valve, Thermostat, Thermal Cutout
- Magnesium Anode Rod - To Prevent Corrosion On The Heating Element
- Vitreous Enameled Coated Tank
- Analog Temperature Meter

PRODUCTS DIMENSIONS


Capacity in Litres	Dimensions (mm)		
	L	W	H
6	315	335	300
10	315	335	300
15	360	380	565
25	400	420	590
35	431	450	650
50	413	450	700



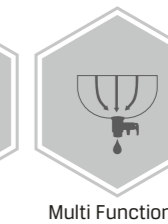
Note:

- 1) For 15 & 25 Ltrs the star rating is 5
- 2) For 6 & 10 Ltrs the star rating is 4
- 3) For 35 & 50 Ltrs the star rating is 3
- 4) Warranty on Heating Element is 2 year in 35 ltrs and 50 ltrs.

Voltage	220V
Type	Storage
Frequency	50Hz
Wattage	2 Kilo Watts
Rated Pressure	8 Bar



ABS Body



Multi Functional Safety valve



High-grade Thermostat



Analog Temperature Meter



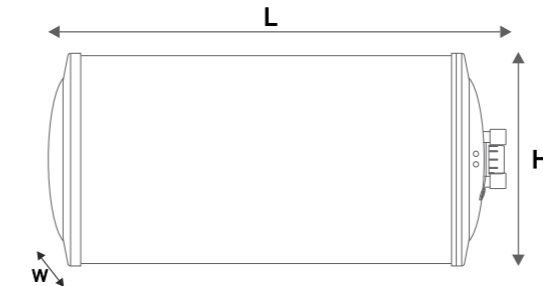
Thermal cutout



Magnesium Anode Rod



SUPREMUS GLS HORIZONTAL / FLOOR MOUNTING



- Outer Body - Abs
- Safety Feature - multi Functional Valve, Thermostat, Thermal Cutout
- Magnesium Anode Rod - To Prevent Corrosion On The Heating Element
- Vitreous Enameled Coated Tank
- Also Available In White / Blue Colour Combinations

PRODUCTS DIMENSIONS

Capacity in Litres	Dimensions (mm)		
	L	W	H
10	475	340	325
15	550	325	325
25	900	340	325

Voltage	220V
Type	Storage
Frequency	50Hz
Wattage	2 Kilo Watts
Rated Pressure	8 Bar



On electrical component

On heating element

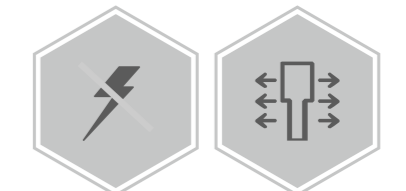
For tank



ABS Body

Multi Functional Safety valve

High-grade Thermostat

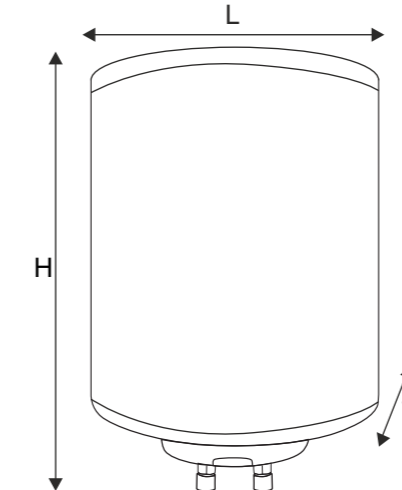



Thermal cutout

Magnesium Anode Rod



CALESCENT VERTICAL / HORIZONTAL



- Withstand 8 Bar pressure, Suitable For High Rise Buildings.
- Vitreous Enamel coated Glass Line Tank Enabling The Tank To Not Get Corroded And Work For Long Life.
- Crca Outer Body with Power Coated Finish For Long Life.
- Heavy Duty Anode rod Prevents From Corrosion And Permanent Scaling Deposition.
- Adjustable Knob for Temperature Setting Between 30oc To 75oc, To Get The Desired temperature.
- High Density Puf For Thermal Insulation.
- LED Power indication.
- Neon Led's light will turn from Red to green when water is hot and ready for use.

PRODUCTS DIMENSIONS

Capacity in Litres	Dimensions (mm)		
	L	W	H
10	315	335	350
15	315	335	450
25	360	380	515

Available in: 10, 15 & 25 ltrs
Available Colours : White | Dark Brown

Voltage	230V
Type	Storage
Frequency	50Hz
Wattage	2 Kilo Watts
Pressure Class	Class 1
Rated Pressure	8 Bar

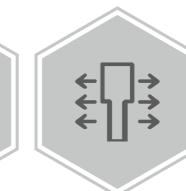


On electrical component

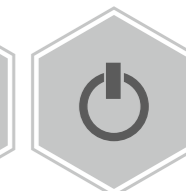
For tank



Multi Function Valve



Magnesium Anode Rod



Auto Cut Off

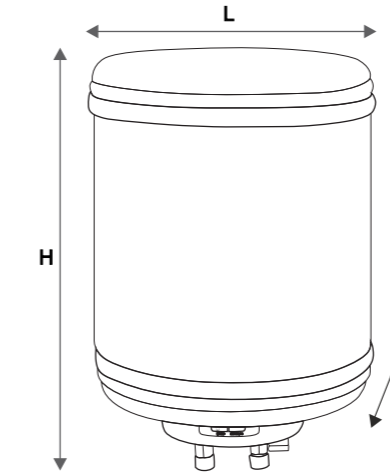


High-grade Thermostat

RR APPLIANCES



SUPREMUS VERTICAL / HORIZONTAL / FLOOR MOUNTING



- Safety Feature -thermostat & Thermal Cutout, Pressure Release Valve &fusible Plug
- High Grade &high Gauge Stainless Steel Tank - SS 304 L
- Anti Vacuum System
- Rust Proof Powder Coated Body

PRODUCTS DIMENSIONS

Capacity in Litres	Dimensions (mm)		
	L	W	H
6	325	255	415
10	405	255	510
15	395	305	495
25	432	380	540
35	457	380	635
50	457	380	740

Note:

- 1) For 35 ltrs star rating is 3 and for 50 ltrs star rating is 2
- 2) 35 and 50 ltrs water heaters having pressure 50 psi.
- 3) 6 and 50 ltrs water heater wattage is 3 kw

Available in: 6, 10, 15, 25, 35 & 50 ltrs

Available Colours : White | Ivory

Voltage	230V
Type	Storage
Frequency	50Hz
Wattage	2 Kilo Watts
Rated Pressure	6.5 Bar



IS 2082:1993



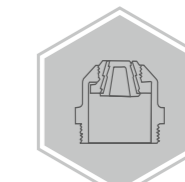
BEE/RRE/0505/14



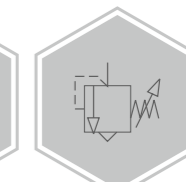
On electrical component



For tank



Fusible Plug



Pressure Release Valve



High-grade Thermostat

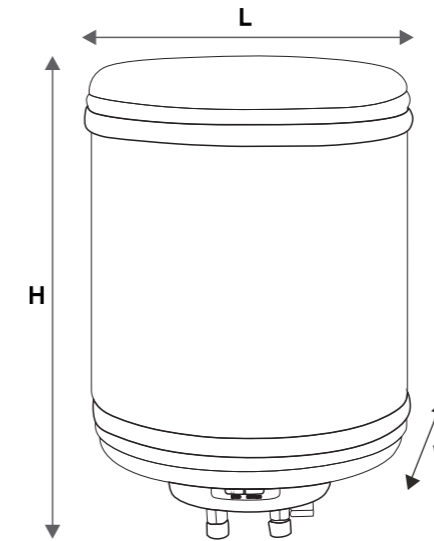


Thermal cutout



ARDENT

ARDENT VERTICAL / HORIZONTAL / FLOOR MOUNTING



- Safety Feature -thermostat, Thermal Cutout, Fusible Plug & Pressure Reducing Valve
- High Grade & High Gauge Stainless Steel Tank - SS 304 L
- Anti Vacuum System
- Rust Proof Powder Coated Body

PRODUCTS DIMENSIONS

Capacity in Litres	Dimensions (mm)		
	L	W	H
10	405	255	510
15	395	305	495
25	432	380	540

Available in: 10, 15 & 25 ltrs

Available Colours : White Ivory

Voltage	230V
Type	Storage
Frequency	50Hz
Wattage	2 Kilo Watts
Pressure Class	Class 2
Rated Pressure	50 Psi

IS 2082:1993



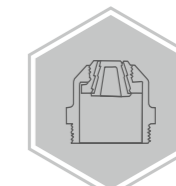
BEE/RRE/0505/14



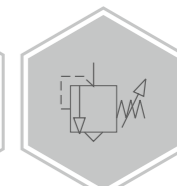
On electrical component



For tank



Fusible Plug



Pressure Release Valve



High-grade Thermostat



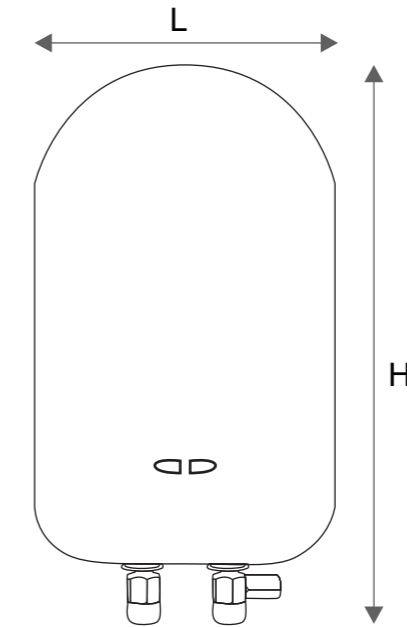
Thermal cutout

RR APPLIANCES



ARDOR INSTANT WATER HEATER

- Safety Feature - Thermostat & Thermal Cutout Pressure Release Valve.
- High Grade & High Gauge Stainless Steel Tank - SS 304 L
- Abs Outer Body

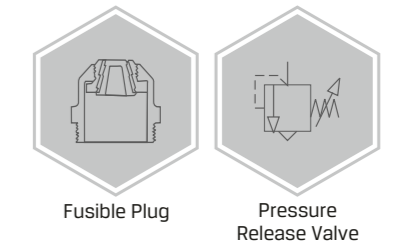
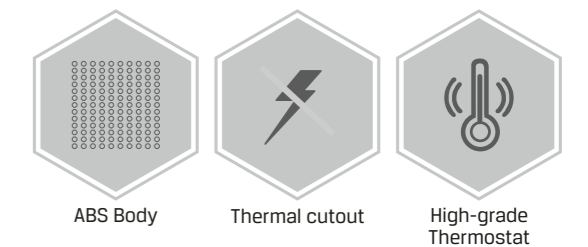


PRODUCTS DIMENSIONS

Capacity in Litres	Dimensions (mm)	
	H	L
1	330	170
3	370	210

Available in: 1 & 3 ltrs

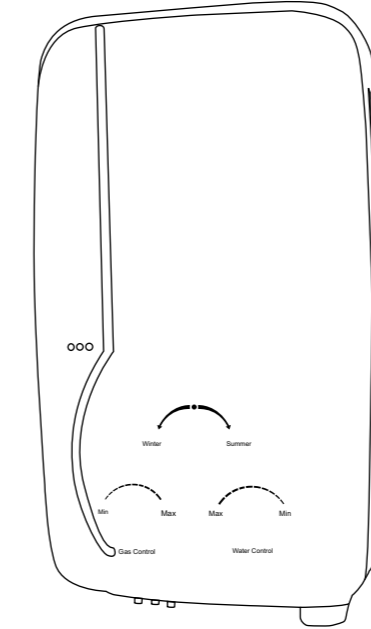
Voltage	230V
Type	Instant
Frequency	50Hz
Wattage	3 Kw and 4.5 Kw
Rated Pressure	6.5Bar





INSTANT GAS WATER HEATER

INSTANT GAS WATER HEATER



Model	GWH 06 LPG
Gas Type	Y : LPG
Rated Gas Pressure	Y : 2800Pa
Scope of Water Pressure	0.01-0.8MPa
Exhaust Mode	Natural Discharge (Flue) Type
Gas Inlet	Ø9.5mm (I.D.) Oil-Proof Rubber Tube Or G 1/2"
Water Inlet	G 1/2"
Hot Water Exit	G 1/2"
Rated Heat Input	12 Kw
Output Rate (êt = 25k)	6L/min

- Most Advanced IC Ion Sensor
- Water - Gas Link Age Safety Device
- Anti-Blast Device
- Ultra Low Pressure Start Up
- Over Heating Protection
- Back Wind Protection
- Models suitable for LPG, PNG & CNG





ESTELLA TOWER ROOM COOLER

36
LITRE

51
LITRE



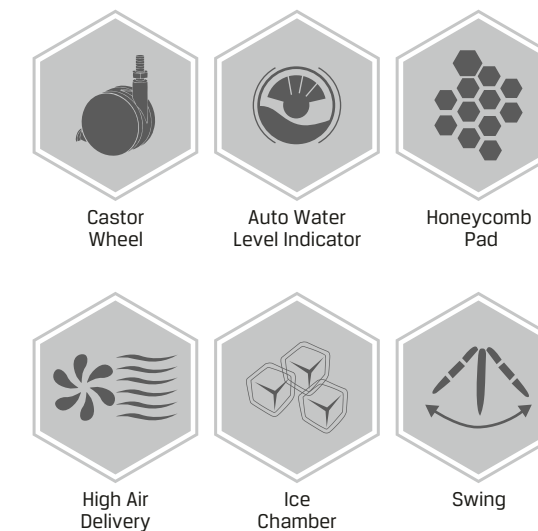
ESTELLA TOWER ROOM COOLER - With Remote Control



1
YEAR
WARRANTY

Model No.	ACTC36Li	ACTC51Li
Voltage	230v	230v
Frequency	50hz	50hz
Wattage	150 W	160 W
Air Throw	35 ft	35 ft
Air flow (CMH)	1350 m3/hr	1350 m3/hr
Inverter Compatibility	Yes	Yes
Speed	1400 RPM	1400 RPM
Dimensions in mm (LxWxH)	355x350x1150	355x350x1260

- Remote Control
- Sturdy Design
- Blower Motor
- Four Way Air Deflection System
- Speed Control
- Uniform Water Distribution On Pads
- Special Honey Comb Pads
- Castor Wheels
- Waterlevel Indicator



Castor Wheel

Auto Water Level Indicator

Honeycomb Pad

High Air Delivery

Ice Chamber

Swing

RR APPLIANCES



ESTELLA TOWER ROOM COOLER

35
LITRE

50
LITRE

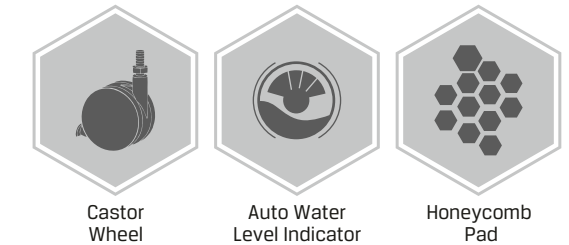


ESTELLA TOWER ROOM COOLER

1
YEAR
WARRANTY



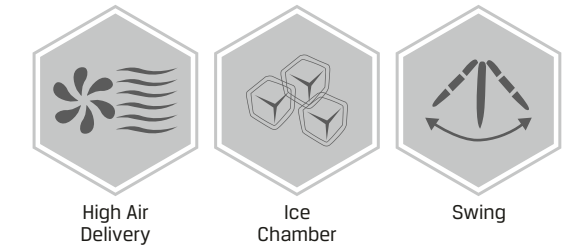
- Sturdy Design
- Blower Motor
- Four Way Air Deflection System
- Speed Control
- Uniform Water Distribution On Pads
- Special Honey Comb Pads
- Castor Wheels
- Water Level Indicator



Castor Wheel

Auto Water Level Indicator

Honeycomb Pad



High Air Delivery

Ice Chamber

Swing

Model No.	ACTC35L	ACTC50L
Voltage	230v	230v
Frequency	50hz	50hz
Wattage	150 W	160 W
Air Throw	35 ft	35 ft
Air flow (CMH)	1350 m3/hr	1350 m3/hr
Inverter Compatibility	Yes	Yes
Speed	1400 RPM	1400 RPM
Dimensions in mm (LxWxH)	355x350x1150	355x350x1260

RR APPLIANCES



CALIDFLOE TOWER ROOM COOLER

15
LITRE

25
LITRE



CALIDFLOE TOWER ROOM COOLER



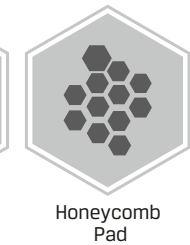
1
YEAR
WARRANTY

- Sturdy Design
- Blower Motor
- Four Way Air Deflection System
- Speed Control
- Uniform Water Distribution On Pads
- Special Honey Comb Pads
- Castor Wheels
- Water Level Indicator

Model No.	ACTC15L	ACTC25LCF
Voltage	230v	230v
Frequency	50hz	50hz
Wattage	150 W	190 W
Air Throw	10 ft	11 ft
Air flow (CMH)	700 m3/hr	800 m3/hr
Inverter Compatibility	Yes	Yes
Speed	1840 RPM	1400 RPM
Dimensions in mm (LxWxH)	265x310x560	265x310x705



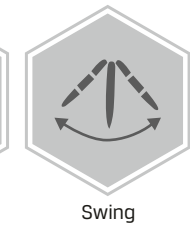
Auto Water Level Indicator



Honeycomb Pad



High Air Delivery



Swing

* Tank Capacity is 14.5 ltrs.

RR APPLIANCES



ESTELLA PERSONAL ROOM COOLER

25
LITRE

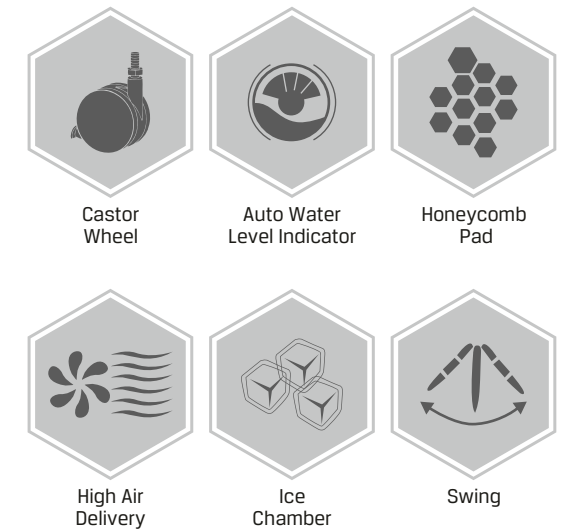
ESTELLA PERSONAL ROOM COOLER



1
YEAR
WARRANTY

Model No.	ACPC25L
Voltage	230v
Frequency	50hz
Wattage	150 W
Air Throw	30 ft
Air flow (CMH)	1350 m3/hr
Inverter Compatibility	Yes
Speed	1350 RPM
Dimensions in mm (LxWxH)	460x330x740

- Sturdy Design
- Blower Motor
- Four Way Air Deflection System
- Speed Control
- Uniform Water Distribution on Pads
- Special Honey Comb Pads
- Castor Wheels
- Water Level Indicator



RR APPLIANCES



51
LITRE

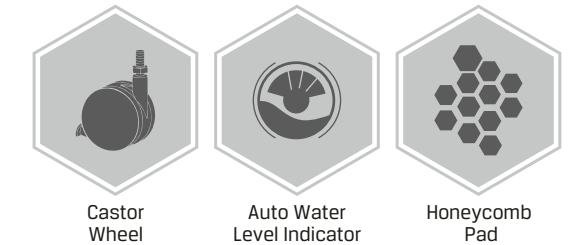
71
LITRE

ESTELLA DESERT ROOM COOLER

ESTELLA DESERT ROOM COOLER - With Remote Control



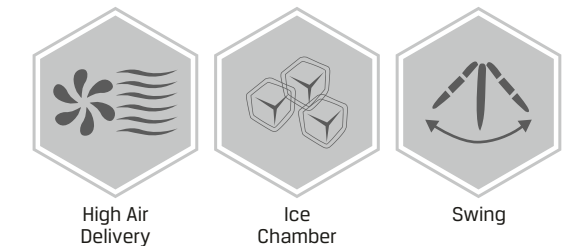
- Remote Control
- Sturdy Design
- Efficient Cooling Pads
- 3 Speed Control
- Four Ways Air Deflection System
- Castor Wheels
- Special Honey Comb Pads



Castor Wheel

Auto Water Level Indicator

Honeycomb Pad



High Air Delivery

Ice Chamber

Swing

Model No.	ACDC51Li	ACDC71Li
Voltage	230v	230v
Frequency	50hz	50hz
Wattage	195 W	195 W
Air Throw	30 ft	30 ft
Air flow (CMH)	2200 m3/hr	2200 m3/hr
Speed	1350 RPM	1350 RPM
Dimensions in mm (LxWxH)	610x630x1020	610x630x1090

RR APPLIANCES



ESTELLA DESERT ROOM COOLER

50
LITRE

70
LITRE

ESTELLA DESERT ROOM COOLER

- Sturdy Design
- Efficient Cooling Pads
- 3 Speed Control
- Four Ways Air Deflection System
- Castor Wheels
- Special Honey Comb Pads



1
YEAR
WARRANTY



Model No.	ACDC50L	ACDC70L
Voltage	230v	230v
Frequency	50hz	50hz
Wattage	195 W	195 W
Air Throw	30 ft	30 ft
Air flow (CMH)	2200 m3/hr	2200 m3/hr
Speed	1350 RPM	1350 RPM
Dimensions in mm (LxWxH)	610x630x1020	610x630x1090

RR APPLIANCES



SKYWIND DESERT ROOM COOLER

55 LITRE 75 LITRE 90 LITRE

SKYWIND DESERT ROOM COOLER

- Ultra Modern Design
- Efficient Cooling Pads
- 3 Speed Control, Cool & Swing
- Castor Wheels
- Inverter Capability



1
YEAR
WARRANTY



Model No.	ACDC55L	ACDC75L	ACDC90L
Voltage	230v	230v	230v
Frequency	50hz	50hz	50hz
Wattage	175 W	175 W	175 W
Air Throw	45 ft	45 ft	45 ft
Air flow (CMH)	4000 m3/hr	4000 m3/hr	4000 m3/hr
Speed	1350 RPM	1350 RPM	1350 RPM
Dimensions in mm (LxWxH)	610x405x1100	610x405x1190	610x405x1210





CALIDFLOE DESERT ROOM COOLER

55
LITRE

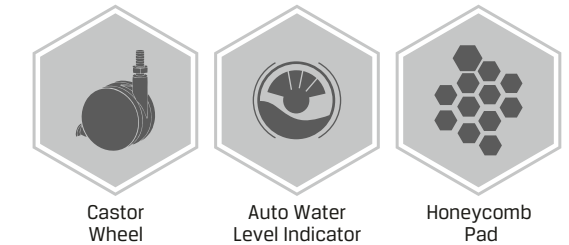
75
LITRE

100
LITRE



CALIDFLOE DESERT ROOM COOLER


- Ultra Modern Design
- Efficient Cooling Pads
- 3 Speed Control, Cool & Swing
- Castor Wheels
- Inverter Capability



Castor Wheel

Auto Water Level Indicator

Honeycomb Pad



High Air Delivery

Swing

Model No.	ACDC55LCF	ACDC75LCF	ACDC100LCF
Voltage	230v	230v	230v
Frequency	50hz	50hz	50hz
Wattage	120 W	120 W	120 W
Air Throw	25 ft	25 ft	25 ft
Air flow (CMH)	3600 m3/hr	3600 m3/hr	3600 m3/hr
Speed	1350 RPM	1350 RPM	1350 RPM
Dimensions in mm (LxWxH)	700x465x1090	700x580x1120	700x580x1210

RR APPLIANCES



52
LITRE

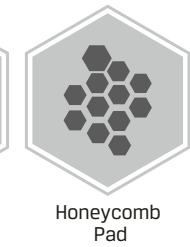
CALIDFLOE NX WINDOW ROOM COOLER

CALIDFLOE NX WINDOW COOLER



Model No.	ACWC52L
Voltage	230v
Frequency	50hz
Wattage	200 W
Air Throw	20 ft
Air flow (CMH)	1500 m3/hr
Cooling Area Upto	220 sq. ft
Speed	950 RPM
Dimensions in mm (LxWxH)	675x550x555

- Suitable For Cooling Under Multiple Applications.
- 3 Speed Level
- Comes With A Trolley (optional) For Easy Mobility To Enable Indoor And Outdoor Use.



RR APPLIANCES



SKYWIND WINDOW ROOM COOLER

54
LITRE



SKYWIND WINDOW COOLER



1
YEAR
WARRANTY

- Suitable For Cooling Under Multiple Applications.
- 3 Speed Level
- Comes With A Trolley (optional) For Easy Mobility To Enable Indoor And Outdoor Use.

Model No.	ACWC54L
Voltage	230v
Frequency	50hz
Wattage	200 W
Air Throw	35 ft
Air flow (CMH)	1750 m3/hr
Cooling Area Upto	200 sq. ft
Speed	1300 RPM
Dimensions in mm (LxWxH)	645x540x560

Auto Water Level Indicator Honeycomb Pad High Air Delivery

Ice Chamber Swing



AUTOMATIC ELECTRIC IRON

AUTOMATIC ELECTRIC IRON PLANATE, POWER GLIDE & SILK FLOW



PLANATE 1100 Watt



POWER GLIDE 1000 Watt

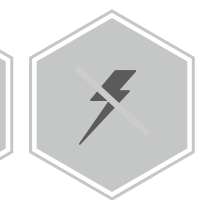


SILK FLOW 750 Watt

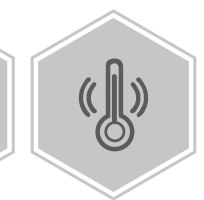
- Automatic Electric Iron
- Uniform Heating With Pressure Die Cast Sole Plate
- Auto-off Pilot Indicator
- Variable Temperature Control
- Ergonomic Handle Design
- Non Stick Coating



IC Ion Sensor



Thermal cutout



High-grade Thermostat



Non-Stick Coating



HEAVY WEIGHT ELECTRIC IRON RRHWE110




- Most Suitable For Fast Removal Of Wrinkles In Clothes Saves Ironing Time.
- Thermal Fuse For Over Heat Cut Off Protection
- 1000 Watts For Powerful Performance
- PTFE Non-Stick Golden Coated Aluminium Alloy Sole Plate.
- Voltage 240v
- Automatic Cutoff.



Adjustable Temperature Control



Indicator Light



American Heritage Sole Plate



SAFETY IS:302-2-3



IS: 366



2 YEAR WARRANTY

IMMERSION HEATER 1 KW / 1.5 KW / 2 KW



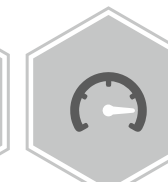
- Shock Proof Handle - Complete Protection Against Electric Shock
- Elegant Design
- Quick Heating
- Water Level Indicator



Shock Proof



Safe Heat



Long Life



Easy to use



SAFETY IS:302-2-30



2 YEAR WARRANTY

Voltage	230V
Type	Immersion Heater
Frequency	50Hz
Wattage	1.0 KW / 1.5 KW / 2.0KW

ROOM HEATER - RH 1



Two Heating Positions




Adjustable Heights



Indicator Light

- Twin Turbo Design.
- Two Heating Positions.
- Thermostat & Thermal cutout.
- Instant heating.
- Portable



Turbo Blower




Temperature Control Knob



Dual Heat Off Setting



Thermal Cutout



Indicator Light



Instant Heat



SAFETY
IS:302-2-30



2
YEAR
WARRANTY

Model	RH1
Power Supply	230V AC, 50Hz Single Phase
Wattage (W) Heating element	
1st Position	665
2nd Position	1330
3rd Position	2000
Motor Wattage	
High speed (W)	22
Low speed (W)	19
RPM	
High speed	2400
Low speed	2200
Fan Blade	Twin Blade 500, well balance copper conductors
Cord	PVC Sheathed, 16A, 3 pin moulded plug
Thermostat	Not - Provided
Thermal Cut - out	Provided

ROOM HEATER - RH 2




SAFETY
IS:302-2-30

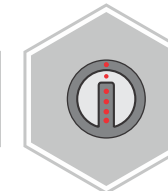


2
YEAR
WARRANTY

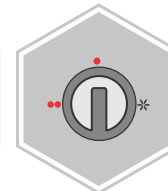
- Twin Turbo Design.
- Two Heating Positions.
- Thermostat & Thermal cutout.
- Instant heating.
- Portable



Turbo Blower




Temperature Control Knob



Dual Heat Off Setting



Thermal Cutout



Indicator Light



Instant Heat

Model	RH2
Power Supply	230V AC, 50Hz Single Phase
Wattage (W) Heating element	
1st Position	1000
2nd Position	2000
Motor Wattage	20
RPM	2000
Fan Blade	Twin Blade 500, well balanced
Cord	Copper conductors, PVC
Thermostat	Provided
Thermal Cut - out	Provided



RAM RATNA ELECTRICALS LTD.

Corp. Office :

Ram Ratna House, Oasis Complex, P. B. Marg, Worli, Mumbai - 400 013.

T : +91 - 22 - 2494 9009 / 2492 4144 • F : +91 - 22 - 2493 0203

Terms & conditions apply. The products may differ as per catalog due to continuous improvements.
The colour shade of the products shown may differ from the actual products colour due to printing limitations.

Customer Care Toll Free No: 18001032676

Service Co-ordinator: +91 9327553767 • Email: customercare@rrglobal.com

Follow us on [f](#) | [in](#)

www.rrelectric.in